


WORLD WATER DAY



 THE COUNCIL
OF CANADIANS



“Water is a gift
from God that
makes life possible!”

Good, clean drinking water is a wonderful blessing, and this week we’re going to learn more about this amazing gift from God!

World Water Day

March 22nd



Activity #1

The Water Cycle

Did you know that there is the same amount of water on Earth now, as there was when the Earth was formed? It's true! The water that comes out of your tap is OLD and might even be the same water that a T-Rex slurped up from a puddle or maybe it's the same water that Jesus used to wash his hands! Just imagine!

So, how can this be?

The first activity in your package is information on a terrific experiment called, **Earth's Water Cycle.**

Check out the instructions, use the little Ziplock bag provided. This experiment is fun and easy and something you can do right in your own home. Please, read the instruction sheet carefully.



As your experiment will show you, our God is amazing at recycling! The amount of water Earth had at the time of creation is pretty much the same amount that we have today. Our water just keeps recycling itself, over and over and over!

What's not the same though, is Earth's population. Right now, we have just over 8 billion people living here, and remember, God gave us a certain amount of water when he created the world.

This means that we need to be careful with our precious water....we need to protect it and share the same amount of water amongst more and more people. That's why water is so precious!

If you'd like a little bit of help understanding your experiment, please take a few minutes to watch this short, fun video!

<https://youtu.be/z5G4NCwWUxY?si=fCYrxseDmvV9m8jF>

And if you thought we were kidding about the water you drink and use today as being old, old, old....you just gotta take a look at this next short video!

https://youtu.be/o_bbQ0m3wuM?si=pS6Ydh43WDjW3T9b



Activity #2

Water and Indigenous Peoples



'Water is the lifeblood of Mother Earth. It is everything to us. Water is sacred, and it's a symbol of our sovereignty.' Grand Chief Stewart Phillip, Penticton Indian Band




Did you know that Indigenous peoples have a deep understanding of their connection with water, land, and all living things? For Indigenous communities, water is more than a resource, it is a way of life and an important part of their cultural identity. Our Indigenous brothers and sisters believe that humans have a responsibility to protect and care for the Earth's water.

We invite you to watch this short video created by a local young Indigenous woman as she tells you of the importance of water to her native culture.

<https://youtu.be/mB0I477dr7M>



Josephine Mandamin - Water Walker



Josephine Mandamin was an Anishinabe woman, a mother, a grandmother, a great-grandmother, and also, a **water walker**. In 2003, Grandmother Josephine began walking around the Great Lakes, building a movement to protect the waters. She began carrying a copper pail of water great distances, as a way to bring awareness to endangered bodies of water. She said, *'every step is a prayer.'*

Please take a few minutes to watch this video about Grandmother Josephine, created by a Grade 5 class in Ontario. Their goal was to educate people on the legacy of this very special woman, Grandmother Josephine Mandamin.

<https://youtu.be/rkWaqQt1qCI?si=jiG8hmVXcMt7VIzo>

Rainmaker craft

One of the best ways to enjoy God's gift of water is to listen to the sound of the rain! Watch this short video to learn how to make your very own RAINSTICK and look in your package under Activity #2 to find some fun accessories to make and decorate your craft and then, aaaah, sit back and listen to the sound of the rain!

<https://youtu.be/bWUq1jYUn9c?si=1lVr0pLA5nmzqPfl>

Activity #3

Water in Our Community

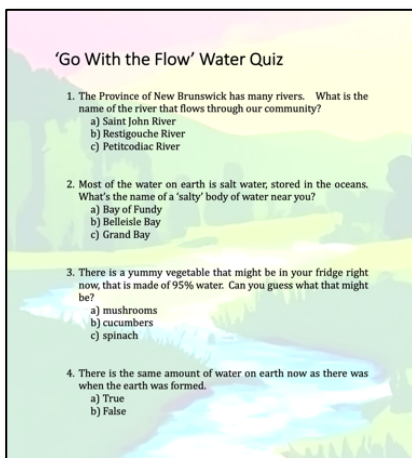
Do you know where the water that you drink comes from? When you turn on a tap at home or at school, do you ever wonder? Well, we were able to find someone who is able to answer these questions!

Town Councilor, Wayne Bennett took time out of his busy day, to travel out to the source of the water for Moncton, Riverview and Dieppe! Watch his video to find out where he went and listen to him talk about the water that flows into your home.

<https://youtu.be/QG9A30OrnrM>

There are all kinds of ways that you can save water right in your very own home. Like Mr. Bennett said, it's important that we all try not to waste water and here's a great video to show you why!

<https://youtu.be/6yCAPAqXodc?si=5KLgfSQXuWR-iEwe>



Sooooo, have you learned a few things about God's special gift of water? We sure hope so!

To have a little more fun, we have included a **Go With the Flow Water Quiz!**

See if you can answer the questions. They're about the water all around us, here in New Brunswick!

Activity #2

Water in Our Church

Do you know all the ways that water is used in the Catholic Church? Close your eyes and think for a moment and imagine the places in your church where you might see water. Think too, about the times when the priest might use water.....

To help answer these questions, we thought we'd go right to the expert! Please take the time to listen to Fr. Phil as he explains the importance of water to our Catholic faith.

<https://youtu.be/Q0xSLSrFhHg>

Holy Water

In the New Testament, Jesus is baptized with water in the River Jordan. You will notice that a small bottle of Holy Water has been included in your package for today. This water has been blessed, and this blessed Holy Water is meant to remind you of your own baptism!



We ask you to remember that this water is special and so needs to be treated with respect. Please don't ever just pour it down the sink or throw it away, rather, if you don't use all of your Holy Water, take it outside and return it back to the Earth, maybe by watering a favourite plant!

You can use this water to bless yourself and to bless those you love.

Stand facing the person you want to bless and trace the Sign of the Cross on their forehead and say:

*Loving God, please bless those I love with peace today.
May their hearts always feel you with them.
In the name of Jesus, Amen.*

Oh, how you will make God smile!

St. Francis of Assisi

As far back as the early thirteenth century (so around 800 years ago), St. Francis of Assisi recognized water as a precious resource, and he actually referred to water as 'sister'. He used that term to show that he had great respect for water and that he loved water like a member of his family. And why shouldn't he? We know that every living thing (human beings, plants, and animals) all need water to live!



St. Francis of Assisi lived in peace with nature and with God and he even wrote a song praising God for all of creation. This song is called, 'Canticle of the Creatures' and in it, he thanks God for water by saying:


*Praised be You, my Lord,
through Sister Water,
who is very useful
and humble
and precious
and chaste.*

(Do you know what 'chaste' means? It means faithful.)

***Yes, St. Francis of Assisi,
we love water too!***

Activity #5

Water in Our Home




Did you know that Pope Francis says the word 'water' forty-seven times in an important letter that he wrote called, *Laudato Si'*?

If Pope Francis talks about water that much in his important letter, then we need to pay attention!

As you now know, all living things need water and that includes people, animals and also **plants!** That's right, every tree, flower, fruit, and vegetable needs water to survive and grow and we'd like you to see for yourself how important water is when it comes to growing things in a garden. Did you find your sunflower seeds!!

How to Plant Sunflower Seeds.



Sunflower seeds are easy to plant. After the danger of frost has passed (that's around the middle of June), find a nice **sunny spot** outside where you can plant the seeds. Use your thumb to make a hole in the soil about one inch deep and drop in a seed. Move along about 8-10 inches, press your thumb into the soil to make another hole and drop in another seed. Now sunflower seeds need a lot of water to get started, so if it doesn't rain outside, be sure to give your little seeds a drink each day. After about two weeks you should start to see little sprouts!

Water Fidget origami



Let's make a Water Fidget!!

1. Cut along the thick black outside lines.
2. With the paper upside down, fold along the dotted lines, then flip the paper over and fold along those dotted lines again.
3. With the paper upside down again, fold along all the diagonal lines. (there's 8 of them) ©
4. Fold the paper to form a sort of tube and using scotch tape, tape together the pieces as they fit.
5. Lay the tube down and, using scotch tape, form a circle and insert the 'End Tabs' into the opening and tape together (remember to tape both sides).
6. Move the Water Fidget gently at first...and then have fun learning more interesting things about WATER, such a perfect gift from God!

We thought that a little paper-folding craft might be fun to do and it would also be a nice way to help you to remember some interesting water facts!

Please take out your 'Water Fidget' sheet of paper and follow the instructions. Lots of fun!

You can also watch this short video, which will help you follow the steps!

<https://youtu.be/3dgVQrkN9MY>

Your turn!

We would love to know what you have learned throughout these days leading up to World Water Day!

Did you find the piece of white posterboard in your package for today? **Please draw us something from your heart** to show us your love for God's special creation, WATER!

Bring your poster into the church by April 7th so that we can display your wonderful artwork!!

- 💧 Maybe draw something to show us how your water experiment went.
- 💧 Maybe draw something to show us what you learned about the Indigenous peoples and their great respect for Earth's water.
- 💧 Can you draw a picture to show us what you do at home or school to not waste water?
- 💧 Can you draw a picture of what special blessing you did with your Holy Water?
- 💧 Maybe you can draw us some beautiful sunflowers?

